

THINIX TOUCH™ - CASE STUDY

iCellular's Computer Running Thinix Touch™

ABSTRACT

Cellular companies running Windows can utilize Thinix Touch to make customer kiosks less complicated and make the computer easier to use. The user interface may be branded using the logos of the company, providing an interface customized to the installation.

In this case, a kiosk would be shared among customers walking in the door. Thinix Touch allows this to be accomplished quickly and easily, hiding non-necessary system components and providing a simple user interface for the operator. Customers would easily be able to walk up and access their bill, plan, phones, etc., making it easier for both the customer and staff. A log-off button, located in the bottom left corner, allows the customer to log-off from the computer immediately when finished, which will completely erase all personal information, such as user ids and passwords. This eliminates the ability for the next user to view other customer's information. If the user forgets to log-off, after 1 minute of inactivity, the machine will automatically log-off and erase all personal information. Thinix Touch makes this a very secure, reliable and fun situation.

KEY POINTS

- Easy-to-use, branded interface for the end user.
- By restricting the end user, and prohibiting them from opening a file explorer, control panel, etc., the computer is treated more like a dedicated 'appliance'.
- A PIN-code protected "Administration" tab is included that contains applications that are not readily available to normal users of the device and includes items such as Control Panel, Task Manager, and the command line.
- Additionally, 'tabs' with other applications can be provided which have the option to be pin-code protected.

DETAILS

Thinix Touch Version:	6.2.5000
Download:	http://www.thinix.com/_documents/Example Theme - iCellular.zip
Date:	December 3, 2010
Theme Size:	10.1MB
Color:	Black
Main Pin-Code:	-
Administration Pin-Code:	0000
Logoff/Shutdown Pin-Code:	0000
MyMashup Integration:	Off
WiFi Widget:	Off
Battery Widget:	Off
On-screen Keyboard:	On
Thinix TouchTools:	Off
Screen Rotation:	Disabled
Quick Edit:	Disabled
Session Timeout:	After 1 minutes, log off
AUP Screen:	Disabled

Welcome Screen: Disabled
Background Image: Black
One-Click Logoff Button: Enabled

CUSTOM ICONS



Contests



Media Store



My iCellular



Pay Your Bill



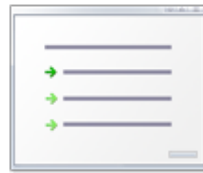
Phone Finder



Print Invoice



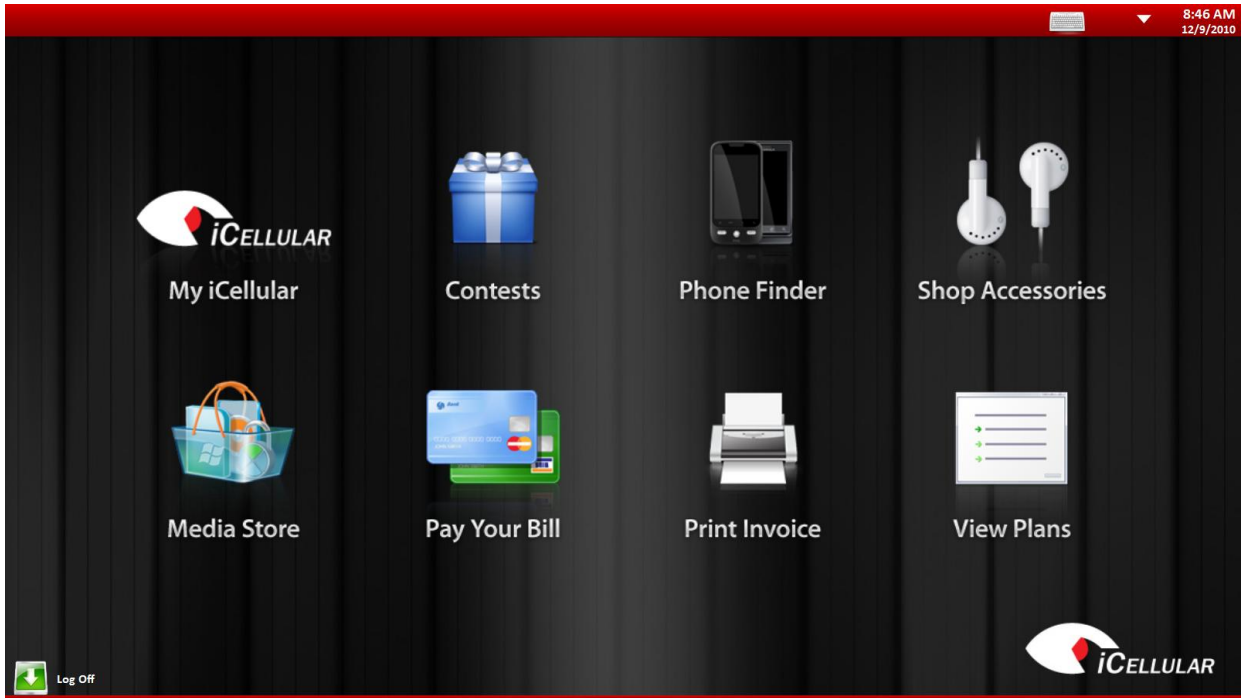
Shop Accessories



View Plans

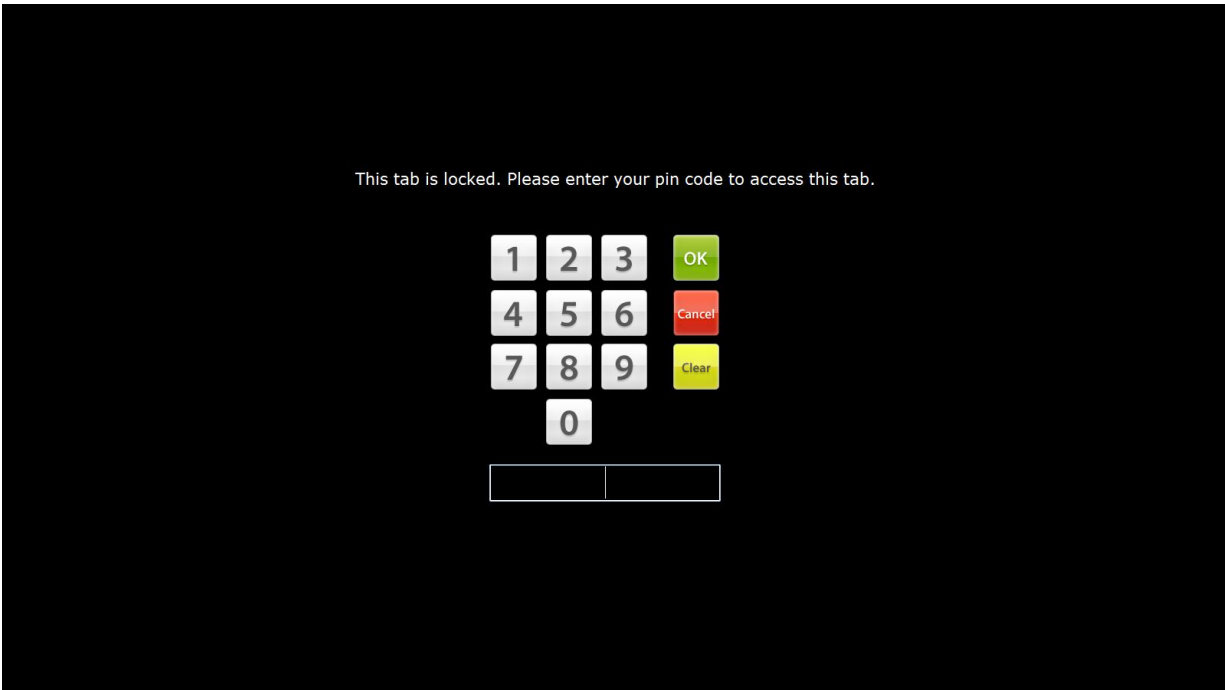
Icons can be made to to easily customize the appropriate business, organization, facility, etc.

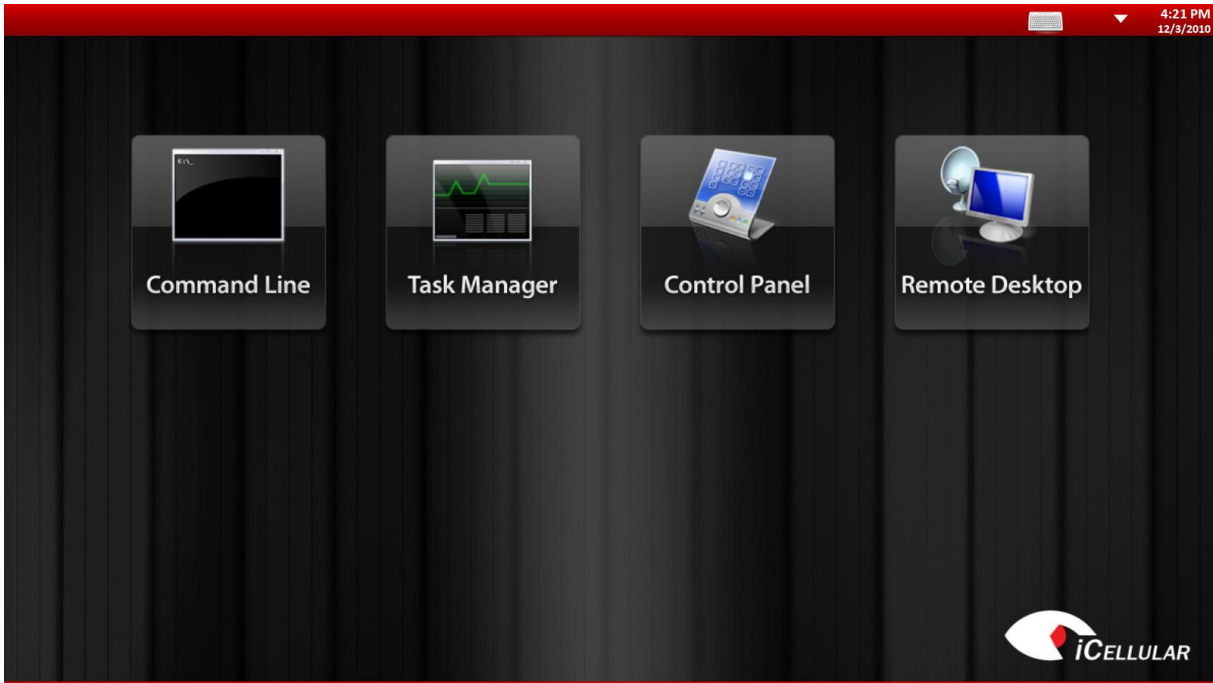
SCREENSHOTS



The main screen will be what the customer will see. They will be able to access their bill, phones, plans, etc.

To access the administration section, a pin-code is required.





The administrator would be the only one to be able access this page.

No express or implied warranties are provided herein. All specifications are subject to change and any expected future products, features, or functionality will be provided on an if and when available basis. ©2011 R&D Industries, Inc. All rights reserved. Thinix and Thinix Touch are registered trademarks and products of R & D Industries, Inc. All other trademarks and tradenames are the property of their respective owners. Thinix shall not be liable for technical or editorial errors or omissions contained herein.

For more information and other support documentation, please visit our website at www.thinix.com