

THINIX TOUCH™ - CASE STUDY

Natural Resources Conservation Service Computer Running Thinix Touch™

ABSTRACT

Natural Resources Conservation Service members using mobile tablets and convertible tablets running Windows can utilize Thinix Touch to make tasks less complicated and the computer easier to use. The NRCS focuses on reducing soil erosion, enhancing water supplies, improving water quality, increasing wildlife habitat, and reducing damages caused by floods and other natural disasters. Using a mobile device with Thinix Touch would make recording information on scene or even in office, very fun and easy for the user. This situation would also be similar for the Department of Natural Resources, Department of Agriculture, etc. The user interface may be branded using the logos of the appropriate office or the implementation organization, providing an interface customized to the installation.

In this case, a tablet device would be shared among NRCS staff or dedicated to an individual to view GIS maps, record information, invoicing and more. Thinix Touch allows all of this to be accomplished quickly and easily, hiding non-necessary system components and providing a simple user interface for the operator. After five minutes of inactivity, the session will log-off.

KEY POINTS

- Easy-to-use, branded interface for the end user.
- A PIN-code protected “Administration” tab is included that contains applications that are not readily available to normal users of the mobile device, and includes items such as Control Panel, Task Manager, and the command line.
- Additionally, ‘tabs’ with other applications can be provided, which have the option to be pin-code protected.

DETAILS

Thinix Touch Version:	6.2.5000
Download:	http://www.thinix.com/_documents/Example Theme-NRCS.zip
Date:	December 3, 2010
Theme Size:	5.3MB
Color:	Green
Main Pin-Code:	-
Administration Pin-Code:	0000
Logoff/Shutdown Pin-Code:	0000
MyMashup Integration:	Off
WiFi Widget:	On
Battery Widget:	On
On-screen Keyboard:	On
Thinix TouchTools:	On
Screen Rotation:	Enabled
Quick Edit:	Disabled
Session Timeout:	After 5 minutes, log off
AUP Screen:	Disabled
Welcome Screen:	Disabled

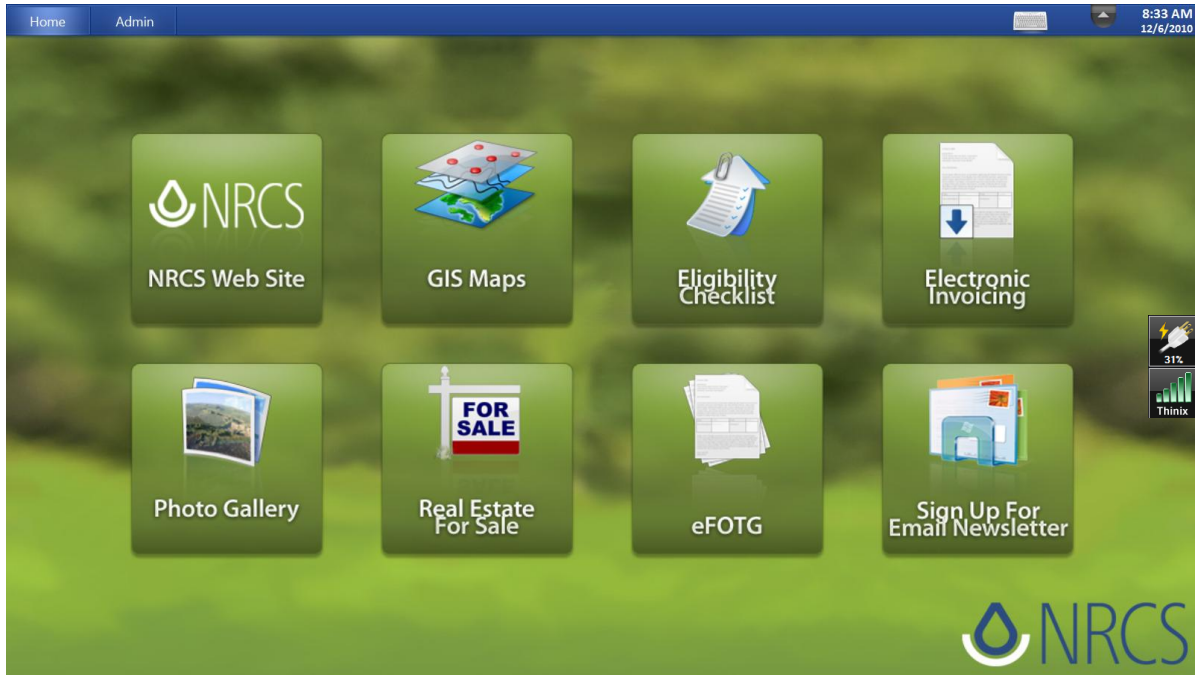
Background Image: Green-Custom to NRCS
One-Click Logoff Button: None

CUSTOM ICONS



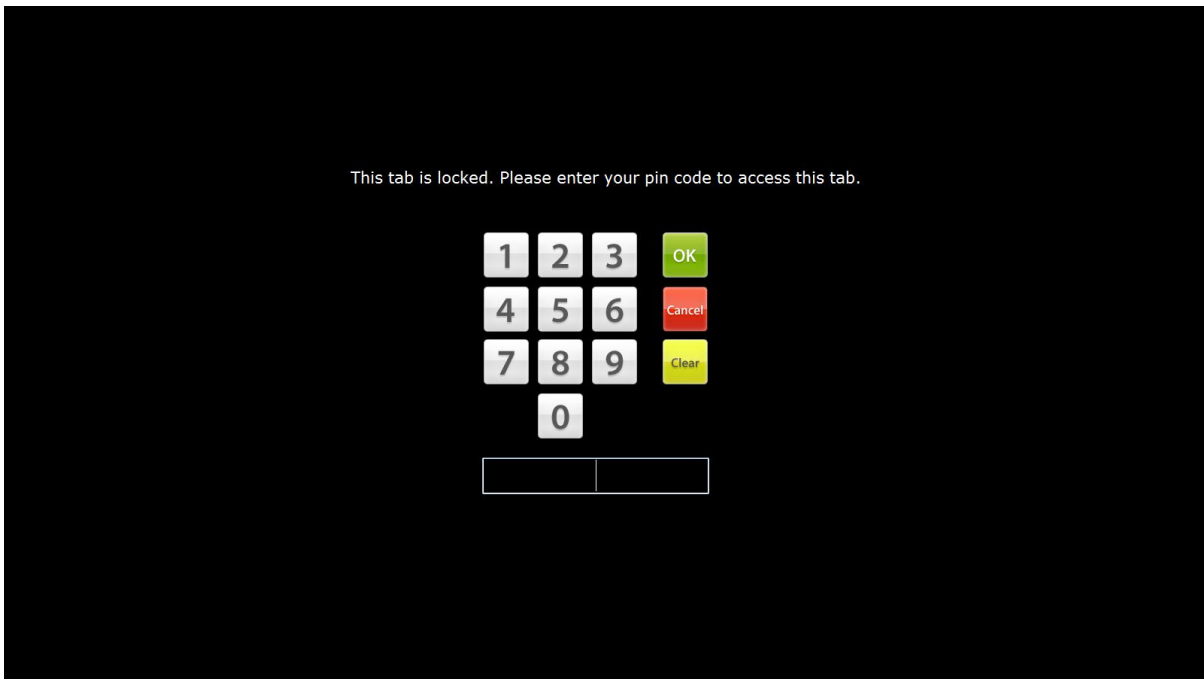
Icons can be made to to easily customize the appropriate business, organization, facility, etc.

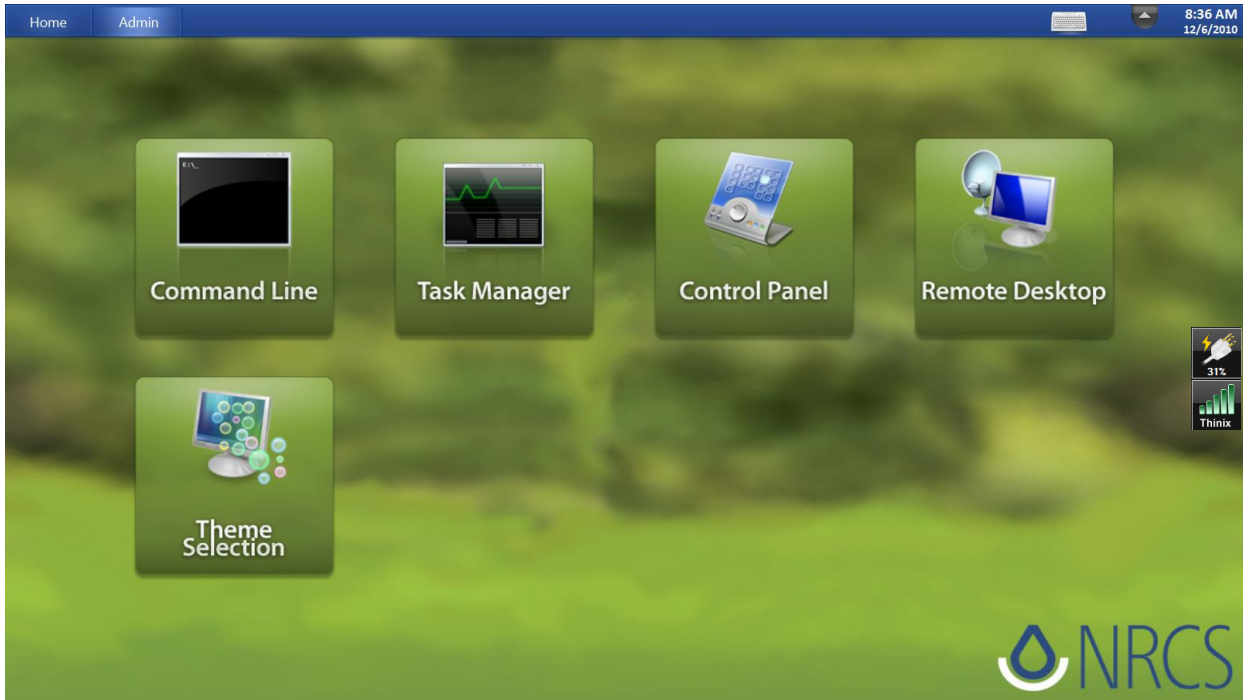
SCREENSHOTS



This is the main page the NRCS member would be able access. Here they can view the NRCS website, maps, eligibility checklist, electronic invoicing, photo gallery, real estate, eFOTG, sign up for email newsletter.

To access the administration tab, a pin-code is required.





The pin-code protected administrator tab displays the command line, task manager, control panel, remote desktop and theme selection, all applications to be view by the administrator only.

No express or implied warranties are provided herein. All specifications are subject to change and any expected future products, features, or functionality will be provided on an if and when available basis. ©2011 R&D Industries, Inc. All rights reserved. Thinix and Thinix Touch are registered trademarks and products of R & D Industries, Inc. All other trademarks and tradenames are the property of their respective owners. Thinix shall not be liable for technical or editorial errors or omissions contained herein.

For more information and other support documentation, please visit our website at www.thinix.com